



Norfolk Club National 2019 - Girls & Boys
Norfolk Snowsports Club
Special Slalom - Girls & Boys - Under 12's
Official Ranking

COMPETITION JURY

TECHNICAL DELEGATE METTERS Derek (GBR)
 CHIEF OF RACE JENKINS Lloyd (SSE)
 REFEREE GRANT Andrea (SSE)

WEATHER

CONDITIONS Dry, Sunny
 SNOW Artificial
 AIR TEMPERATURE START : 23.0 °C
 FINISH : 23.0 °C

1st RUN

COURSESETTER BANNISTER Simon (ASR)
 FORERUNNERS - A - BANNISTER Adam (ASR)
 - B - BANNISTER Simon (ASR)
 - C - MERAJ Luan (NOR)
 COURSE Norfolk Snowsports Club
 START 71 m
 FINISH 32 m
 DROP 39 m
 LENGTH 180 m
 HOMOLOGATION 0002/05/17 CN/CH/PS 20-May-2027
 GATES 18
 DIRECTIONS 17
 STARTING TIME 1110

2nd RUN

Club National - 3 Runs same course.
 - A - BANNISTER Adam (ASR)
 - B - BANNISTER Simon (ASR)
 - C - MERAJ Luan (NOR)
 COURSE Norfolk Snowsports Club
 START 71 m
 FINISH 32 m
 DROP 39 m
 LENGTH 180 m
 HOMOLOGATION 0002/05/17 CN/CH/PS 20-May-2027
 GATES 18
 DIRECTIONS 17
 STARTING TIME 1229

Number of competitors: 24, Number of NSA: 8

Rank	Bib.	legNo	Year	Cat	(Rank)	Name	====	Club	Run 1	Run 2	Run 3	Gap	Time
------	------	-------	------	-----	--------	------	------	------	-------	-------	-------	-----	------

=== U10/12 - Girls ===

1	112	25240	2008	U12	(1)	BEVERIDGE Alice		ASR	16.45	DSQ	15.64		15.64
2	125	23309	2008	U12	(2)	CALDWELL Kitty-Jay		ASR	16.05	16.05	15.67	0.03	15.67
3	120	25231	2008	U12	(3)	WOOD Freya		CHT	16.45	16.38	16.25	0.61	16.25
4	115	DAYEV	2008	U12	(4)	VIMPANY Ellie		TSN	17.26	DSQ	16.26	0.62	16.26
5	116	25541	2009	U12	(5)	WELSH Madeleine		VIK	DSQ	16.91	16.47	0.83	16.47
6	117	25463	2009	U12	(6)	TRESIDDER Freya		ASR	16.50	16.58	16.52	0.86	16.50
7	121	24106	2008	U12	(7)	RENDELL Maisie		TSN	16.62	DSQ	DNS	0.98	16.62
8	111	25804	2010	U10	(1)	FIELDING Sophia		ASR	17.05	16.79	16.82	1.15	16.79
9	114	25746	2008	U12	(8)	MCDONALD Ciara		ASR	17.44	17.33	17.08	1.44	17.08
10	118	23258	2008	U12	(9)	BUNTON Aimee		CHT	17.35	DSQ	17.19	1.55	17.19
11	113	DAYAW	2009	U12	(10)	WATSON Antonia		NOR	18.27	19.14	18.05	2.41	18.05
12	123	24223	2008	U12	(11)	HARDEN Mirabelle		NOR	19.75	18.79	18.68	3.04	18.68
13	119	DAYOS	2008	U12	(12)	SPRINGALL Otilie		VIK	19.49	DNF	19.02	3.38	19.02
14	124	DAYJF	2010	U10	(2)	FISKE Jemima		NOR	19.80	19.90	19.70	4.06	19.70
15	122	DAYRF	2008	U12	(13)	FRIEND Romilly		VIK	21.17	20.83	DNF	5.19	20.83

Disqualified - Run 1 (2)

116	25541	2009	U12	WELSH Madeleine		VIK	DSQ	16.91	16.47	Gate 18
126	DAYVG	2010	U10	GLADIN Violet		HEM	DSQ	DSQ	DSQ	Gate 18

Did Not Finish - Run 2 (1)

119	DAYOS	2008	U12	SPRINGALL Otilie		VIK	19.49	DNF	19.02
-----	-------	------	-----	------------------	--	-----	-------	-----	-------


Norfolk Club National 2019 - Girls & Boys
 Norfolk Snowsports Club
 Special Slalom - Girls & Boys - Under 12's
 Official Ranking

Rank	Bib.	legNo	Year	Cat	(Rank) Name	====	Club	Run 1	Run 2	Run 3	Gap	Time
------	------	-------	------	-----	-------------	------	------	-------	-------	-------	-----	------


Disqualified - Run 2 (5)

112	25240	2008	U12		BEVERIDGE Alice		ASR	16.45	DSQ	15.64		Gate 16
115	DAYEV	2008	U12		VIMPANY Ellie		TSN	17.26	DSQ	16.26		Gate 18
118	23258	2008	U12		BUNTON Aimee		CHT	17.35	DSQ	17.19		Gate 13
121	24106	2008	U12		RENDELL Maisie		TSN	16.62	DSQ	DNS		Gate 18
126	DAYVG	2010	U10		GLADIN Violet		HEM	DSQ	DSQ	DSQ		Gate 18


Did Not Start - Run 3 (1)

121	24106	2008	U12		RENDELL Maisie		TSN	16.62	DSQ	DNS		Gate 18
-----	-------	------	-----	--	-----------------------	---	-----	-------	-----	-----	--	---------









Did Not Finish - Run 3 (1)

122	DAYRF	2008	U12		FRIEND Romilly		VIK	21.17	20.83	DNF		
-----	-------	------	-----	--	-----------------------	---	-----	-------	-------	-----	--	--


Disqualified - Run 3 (1)

126	DAYVG	2010	U10		GLADIN Violet		HEM	DSQ	DSQ	DSQ		Gate 9
-----	-------	------	-----	--	----------------------	---	-----	-----	-----	-----	--	--------

=== U10/12 - Boys ===

1	102	23324	2008	U12	(1)	MITCHELL William		ASR	15.40	15.49	15.59		15.40
2	104	23898	2008	U12	(2)	WONTNER Benjamin		BOW	15.99	16.12	15.91	0.51	15.91
3	106	37285	2008	U12	(3)	GREEN Johnny		NOR	DSQ	16.79	16.11	0.71	16.11
4	108	24222	2010	U10	(1)	WONTNER Rufus		BOW	17.02	16.76	16.55	1.15	16.55
5	103	25716	2011	U10	(2)	HUELIN Joshua		CHT	16.91	16.89	16.64	1.24	16.64
6	107	25167	2009	U12	(4)	ENDERSBY Myles		EVO	17.78	17.27	17.30	1.87	17.27
7	101	25867	2011	U10	(3)	MELLON BACKHOUSE Edmund		ASR	19.28	28.02	19.26	3.86	19.26
8	105	DAYRS	2008	U12	(5)	SPRINGALL Rufus		VIK	26.10	25.47	24.15	8.75	24.15

Disqualified - Run 1 (1)

106	37285	2008	U12		GREEN Johnny		NOR	DSQ	16.79	16.11		Gate 15
-----	-------	------	-----	--	---------------------	---	-----	-----	-------	-------	--	---------



Norfolk Club National 2019

Norfolk Snowsports Club

Special Slalom - Females

Official Raning

COMPETITION JURY

TECHNICAL DELEGATE METTERS Derek (GBR)
 CHIEF OF RACE JENKINS Lloyd (SSE)
 REFEREE GRANT Andrea (SSE)

WEATHER

CONDITIONS Dry, Sunny
 SNOW Artificial
 AIR TEMPERATURE START : 23.0 °C
 FINISH : 23.0 °C

1st RUN

COURSESETTER BANNISTER Simon (ASR)
 FORERUNNERS - A - BANNISTER Adam (ASR)
 - B - BANNISTER Simon (ASR)
 - C - MERAJ Luan (NOR)

COURSE Norfolk Snowsports Club
 START 71 m
 FINISH 32 m
 DROP 39 m
 LENGTH 180 m
 HOMOLOGATION 0002/05/17 CN/CH/PS 20-May-2027
 GATES 18
 DIRECTIONS 17
 STARTING TIME 1120

2nd RUN

Club National - 3 Runs same course
 - A - BANNISTER Adam (ASR)
 - B - BANNISTER Simon (ASR)
 - C - MERAJ Luan (NOR)












Norfolk Snowsports Club
 71 m
 32 m
 39 m
 180 m
 0002/05/17 CN/CH/PS 20-May-2027
 18
 17
 1154

LIST n°219 APPLIED PENALTY: 10.00 CALCULATED PENALTY: 0.50 F = 730
 Number of competitors: 38, Number of NSA: 11



Rank	Bib.	legNo	Year	Cat	(Rank)	Name	====	Club	Run 1	Run 2	Run 3	Time	Points
1	75	18933	2001	U21	(1)	VALE Lauren		ASR	14.23	* 13.51	* 13.58	27.09	0.00
2	74	20599	2000	U21	(2)	SHERING Nicole		ASR	* 14.18	14.22	* 13.98	28.16	28.83
3	64	20337	2001	U21	(3)	SKIPPER Megan		NOR	14.84	* 14.63	* 14.58	29.21	57.13
4	69	21897	2002	U18	(1)	MARTIN Lily		ESX	15.02	* 14.82	* 14.77	29.59	67.37
5	66	22199	2004	U16	(1)	TRUST Emma		ASR	15.41	* 14.98	* 14.92	29.90	75.72
5	63	20618	2003	U18	(2)	EAVES Eleanor		PND	15.42	* 14.88	* 15.02	29.90	75.72
7	65	21334	2003	U18	(3)	BOTY Nia		HEM	15.90	* 15.19	* 15.20	30.39	88.93
8	72	41986	2000	U21	(4)	EVANS Isabel		ASR	15.72	* 15.17	* 15.30	30.47	91.08
9	97	23706	2006	U14	(1)	TOMKINSON Isabella		EVO	* 15.54	15.74	* 14.96	30.50	91.89
10	68	22511	2003	U18	(4)	AYTON Evie		BRO	* 15.29	DSQ	* 15.38	30.67	96.47
11	70	24207	2004	U16	(2)	GLADIN Amber		HEM	16.12	* 15.50	* 15.25	30.75	98.63
12	87	23945	2007	U14	(2)	SAUNDERS Katie		ASR	15.91	* 15.42	* 15.37	30.79	99.70
13	73	23829	2005	U16	(3)	DISNEY Evie		ASR	16.15	* 15.89	* 15.75	31.64	122.61
14	61	22859	2007	U14	(3)	PUTMAN Daisy		ASR	* 16.02	DNF	* 15.65	31.67	123.42
15	85	DAYLV	2005	U16	(4)	VIMPANY Lara		TSN	16.69	* 16.00	* 16.02	32.02	132.85
16	77	24065	2005	U16	(5)	LINCOLN Isabel		NOR	16.45	* 16.16	* 15.87	32.03	133.12
17	81	22937	2005	U16	(6)	ALEY Lauren		HEM	* 16.06	16.26	* 16.35	32.41	143.36
18	93	22748	2007	U14	(4)	AYTON Lila		BRO	16.23	* 15.86	* 16.66	32.52	146.32
19	79	22213	2005	U16	(7)	WHITMARSH-ALI Evie		CHT	16.85	* 16.30	* 16.27	32.57	147.67
20	71	23295	2006	U14	(5)	TOMS Felicity		CHT	16.69	* 16.52	* 16.32	32.84	154.95
21	62	22146	2004	U16	(8)	HAMBLETON Chloe		ASR	17.20	* 16.59	* 16.32	32.91	156.83
22	98	37284	2006	U14	(6)	GREEN Axel Rose		NOR	16.15	* 16.08	* 17.00	33.08	161.41
23	84	DAYEG	2003	U18	(5)	GROSE Elise		NOR	17.06	* 16.82	* 16.37	33.19	164.38
24	67	21569	2005	U16	(9)	HEMMING Anya		MID	* 17.01	17.05	* 16.34	33.35	168.69



Norfolk Club National 2019
 Norfolk Snowsports Club
 Special Slalom - Females
 Official Raning

Rank	Bib.	legNo	Year	Cat	(Rank)	Name	====	Club	Run 1	Run 2	Run 3	Time	Points
25	76	24960	2002	U18	(6)	PHILLIPS Hannah		MID	17.74	* 16.71	* 17.02	33.73	178.93
26	96	26015	2007	U14	(7)	GIBBS Heidi		NOR	17.62	* 17.36	* 17.57	34.93	211.27
27	86	DAYGB	2007	U14	(8)	BUSHELL Grace		NOR	18.03	* 17.60	* 17.55	35.15	217.19
28	82	24025	2007	U14	(9)	GIBLING Evelyn		ASR	18.27	* 18.00	* 17.68	35.68	231.48
29	80	23453	2006	U14	(10)	MELLON BACKHOUSE Isabella		ASR	19.05	* 18.24	* 18.07	36.31	248.45
30	88	DAYZC	2007	U14	(11)	COZENS Zoe		NOR	18.29	* 18.27	* 18.36	36.63	257.08
31	90	DAYGW	2007	U14	(12)	WINSER Gretchen		VIK	* 19.26	DNF	* 18.46	37.72	286.45
32	95	DAYMK	2007	U14	(13)	KITCHING Martha		VIK	DSQ	* 19.38	* 18.72	38.10	296.69
33	94	23389	2005	U16	(10)	SAUNDERS Mackenzi		VIK	* 20.28	21.07	* 21.02	41.30	382.92
34	91	25953	1970	MAS	(1)	HARRISON Anna		HEM	23.79	* 22.17	* 23.00	45.17	487.21
35	83	DAYMP	2007	U14	(14)	PAUL Millie		VIK	26.07	* 25.41	* 25.15	50.56	632.45

Disqualified - Run 1 (2)

92	DAYIH	2002	U18		HAWES Isobel		NOR	DSQ	* 16.06	DSQ	Gate 18	
95	DAYMK	2007	U14		KITCHING Martha		VIK	DSQ	* 19.38	* 18.72	Gate 6	

Did Not Finish - Run 2 (3)

61	22859	2007	U14		PUTMAN Daisy		ASR	* 16.02	DNF	* 15.65		
78	24072	2004	U16		WOOD Caitlin		VIK	* 18.24	DNF	DNS		
90	DAYGW	2007	U14		WINSER Gretchen		VIK	* 19.26	DNF	* 18.46		


Disqualified - Run 2 (1)

68	22511	2003	U18		AYTON Evie		BRO	* 15.29	DSQ	* 15.38	Gate 18	
----	-------	------	-----	--	------------	---	-----	---------	-----	---------	---------	--

Did Not Start - Run 3 (2)

78	24072	2004	U16		WOOD Caitlin		VIK	* 18.24	DNF	DNS		
89	24697	2007	U14		LINCOLN Imogen		NOR	19.98	* 19.53	DNS		

Disqualified - Run 3 (1)

92	DAYIH	2002	U18		HAWES Isobel		NOR	DSQ	* 16.06	DSQ	Gate 18	
----	-------	------	-----	--	--------------	---	-----	-----	---------	-----	---------	--

Technical Delegate



Norfolk Club National 2019
Norfolk Snowsports Club
Special Slalom - Females
Penalty calculation

Rank	Bib.	RegNo	Name	Year	====	Points	Best 5	Race points
Best 10 at finish								
1	75	18933	VALE Lauren	2001		2.21	2.21	0.00
2	74	20599	SHERING Nicole	2000		0.00	0.00	28.83
3	64	20337	SKIPPER Megan	2001		34.52	34.52	57.13
4	69	21897	MARTIN Lily	2002		61.28	-	-
5	66	22199	TRUST Emma	2004		45.04	45.04	75.72
5	63	20618	EAVES Eleanor	2003		39.45	39.45	75.72
7	65	21334	BOTY Nia	2003		76.75	-	-
8	72	41986	EVANS Isabel	2000		58.24	-	-
9	97	23706	TOMKINSON Isabella	2006		83.35	-	-
10	68	22511	AYTON Evie	2003		81.30	-	-

Best 5 at start

2	74	20599	SHERING Nicole	2000		0.00		
1	75	18933	VALE Lauren	2001		2.21		
3	64	20337	SKIPPER Megan	2001		34.52		
5	63	20618	EAVES Eleanor	2003		39.45		
5	66	22199	TRUST Emma	2004		45.04		

(DNF: Did Not Finish, DSQ: Disqualified)

TOTAL

(B) List points of best 5 at start	121.22		
(A) List points of the best 5 to finish in top 10		121.22	
(C) Race points of corresponding competitors			237.40
Calculated penalty (A + B - C) = 5.04 / 10	0.50		
Correction value (Z)	0.00		
Category adder	0.00		
Applied penalty	(0.50)	10.00	

Technical Delegate



Norfolk Club National 2019

Norfolk Snowsports Club

Special Slalom - Male

Official Raning

COMPETITION JURY

TECHNICAL DELEGATE	METTERS Derek	(GBR)
CHIEF OF RACE	JENKINS Lloyd	(SSE)
REFEREE	GRANT Andrea	(SSE)
COURSE CHIEF	Norfolk Snowsports	(NOR)
START REFEREE	GUNTON Debs	(NOR)
FINISH REFEREE	TRUST Malvina	(ASR)

WEATHER

CONDITIONS	Dry, Sunny
SNOW	Artificial
AIR TEMPERATURE	START : 17.0 °C
	FINISH : 17.0 °C

1st RUN

COURSESETTER	BANNISTER Simon	(ASR)
FORERUNNERS	- A - BANNISTER Simon	(ASR)
	- B - GREEN Ross	(NOR)
	- C - BANNISTER Adam	(ASR)
	- D - MERAJ Luan	(NOR)

2nd RUN

	Club National 3 Runs - Same Course	
- A -	BANNISTER Simon	(ASR)
- B -	GREEN Ross	(NOR)
- C -	BANNISTER Adam	(ASR)
- D -	MERAJ Luan	(NOR)

COURSE	Norfolk Snowsports Club
START	71 m
FINISH	32 m
DROP	39 m
LENGTH	180 m
HOMOLOGATION	0002/05/17 CN/CH/PS 20-May-2027
GATES	
STARTING TIME	

COURSE	Norfolk Snowsports Club
START	71 m
FINISH	32 m
DROP	39 m
LENGTH	180 m
HOMOLOGATION	0002/05/17 CN/CH/PS 20-May-2027

LIST n°219 APPLIED PENALTY: 12.51 CALCULATED PENALTY: 12.51
 Number of competitors: 51, Number of NSA: 10

F = 730

Rank	Bib.	legNo	Year	Cat	(Rank) Name	====	Club	Run 1	Run 2	Run 3	Time	Points
1	3	20262	2002	U18	(1) CASE Toby		ASR	13.42	* 12.84	* 12.94	25.78	0.00
2	8	20640	2002	U18	(2) FENELEY Jack		PND	13.89	* 13.47	* 13.34	26.81	29.17
3	4	21823	2003	U18	(3) TUBBS Charlie		ASR	13.95	* 13.40	* 13.50	26.90	31.71
4	5	20884	2003	U18	(4) THOMPSON Joseph		NOR	13.84	* 13.58	* 13.38	26.96	33.41
5	9	19638	2000	U21	(1) GASKIN Sam		BRO	13.89	* 13.56	* 13.58	27.14	38.51
6	13	45058	2001	U21	(2) PRICE Joshua		CAR	* 13.74	13.79	* 13.45	27.19	39.93
7	6	19420	1998	SEN	(1) WITTS Callum		PND	13.90	* 13.68	* 13.52	27.20	40.21
8	50	DAYTH	1999	U21	(3) HOLMES Thomas		NOR	13.80	* 13.61	* 13.69	27.30	43.04
9	10	19713	1997	SEN	(2) BOTY Harry		HEM	14.11	* 13.88	* 13.70	27.58	50.97
10	7	21723	2000	U21	(4) HOWE Charlie		NOR	14.16	* 13.71	* 13.90	27.61	51.82
11	1	23185	2000	U21	(5) STEWARD Oliver		NOR	14.06	* 13.87	* 13.79	27.66	53.24
12	11	22807	2004	U16	(1) FURSE-COPE Jack		ASR	14.63	* 14.30	* 13.82	28.12	66.26
13	2	23350	2002	U18	(5) GOMEZ CLARKE Jamie		NOR	14.32	* 14.10	* 14.05	28.15	67.11
14	17	24443	2004	U16	(2) MARSH Joel		NOR	14.57	* 14.23	* 14.16	28.39	73.91
15	40	37283	2005	U16	(3) GREEN Oddy		NOR	14.47	* 14.29	* 14.30	28.59	79.57
16	12	21649	2005	U16	(4) BUNTON Ryan		CHT	14.84	* 14.55	* 14.15	28.70	82.68
17	23	22059	2006	U14	(1) DADE Jake		NOR	14.94	* 14.61	* 14.51	29.12	94.58
18	15	22188	2000	U21	(6) TRUST Alexander		ASR	14.92	* 14.77	* 14.70	29.47	104.49
19	14	21827	2005	U16	(5) DEEM Charlie		MID	DNF	* 14.73	* 14.86	29.59	107.89
20	21	45331	2007	U14	(2) HOUNSHAM Geno		ASR	15.25	* 14.94	* 14.76	29.70	111.00
21	38	26012	2005	U16	(6) MONTGOMERY Fredrick		NOR	15.49	* 15.19	* 14.79	29.98	118.93
22	20	22087	2005	U16	(7) PARKER Travis		NOR	15.42	* 15.05	* 15.06	30.11	122.61

Rank	Bib.	legNo	Year	Cat	(Rank)	Name	====	Club	Run 1	Run 2	Run 3	Time	Points
22	18	24596	1974	MAS	(1)	GARDNER Garedd		ESX	15.73	* 15.06	* 15.05	30.11	122.61
24	48	DAYSF	2002	U18	(6)	FISKE Samuel		NOR	DSQ	* 15.32	* 15.02	30.34	129.12
25	35	23557	2007	U14	(3)	MITCHELL Kieran		NOR	15.60	* 15.07	* 15.52	30.59	136.20
26	22	23063	2002	U18	(7)	PALMER Jeremy		ASR	DNF	* 15.38	* 15.51	30.89	144.70
27	24	25697	2004	U16	(8)	PARTYKA Joe		ASR	16.55	* 15.67	* 15.27	30.94	146.11
28	16	21626	1967	MAS	(2)	ATKINSON Andrew		CHT	16.08	* 15.76	* 15.28	31.04	148.94
29	29	24112	2004	U16	(9)	HUMPHREY Nick		ASR	16.07	* 15.69	* 15.40	31.09	150.36
30	36	DAYST	1964	MAS	(3)	THOMSON Stewart		VIK	* 15.75	DSQ	* 15.53	31.28	155.74
31	26	10596	1963	MAS	(4)	BUNTON Paul		CHT	16.22	* 15.70	* 15.68	31.38	158.57
32	46	22673	2007	U14	(4)	ATKINSON Liam		CHT	16.16	* 15.94	* 15.72	31.66	166.50
33	47	23818	2005	U16	(10)	TEMPLE Frederick		NOR	16.15	* 15.87	* 15.84	31.71	167.92
34	27	18665	1967	MAS	(5)	SYDER Mark		NOR	16.92	* 16.42	* 16.31	32.73	196.80
35	31	24133	2006	U14	(5)	PHILLIPS Daniel		HEM	16.99	* 16.50	* 16.32	32.82	199.35
36	44	DAYTW	2007	U14	(6)	WATSON Toby		NOR	DNF	* 16.71	* 16.74	33.45	217.19
37	28	24966	2005	U16	(11)	WATTS Charlie		CHT	DNF	* 16.88	* 16.64	33.52	219.17
38	32	23784	2006	U14	(7)	TOVARLAZA Oliver		CHT	17.43	* 17.02	* 16.91	33.93	230.78
39	30	22138	1987	MAS	(6)	BELLAMY Edward		NOR	17.59	* 17.24	* 17.25	34.49	246.64
40	51	DAYFB	2006	U14	(8)	BROWNE Freddie		NOR	DSQ	* 18.12	* 17.75	35.87	285.71
41	41	DAYKT	2005	U16	(12)	THOMSON Kai		VIK	18.25	* 17.96	* 18.48	36.44	301.85
42	34	DAYNW	1975	MAS	(7)	WATSON Nick		NOR	19.90	* 18.78	* 18.41	37.19	323.09
43	39	DAYTM	2007	U14	(9)	MACKAY Tristan		NOR	19.48	* 18.57	* 19.44	38.01	346.31
44	49	22456	1970	MAS	(8)	BAUMBACH Michael		VIK	17.73	* 17.20	* 27.51	44.71	536.03

Did Not Finish - Run 1 (6)

14	21827	2005	U16		DEEM Charlie		MID	DNF	* 14.73	* 14.86		
19	22363	2006	U14		BROWN Ben		BRO	DNF	* 14.97	DSQ		
22	23063	2002	U18		PALMER Jeremy		ASR	DNF	* 15.38	* 15.51		
28	24966	2005	U16		WATTS Charlie		CHT	DNF	* 16.88	* 16.64		
37	24073	2007	U14		WOOD George		VIK	DNF	* 16.98	DNS		
44	DAYTW	2007	U14		WATSON Toby		NOR	DNF	* 16.71	* 16.74		


Disqualified - Run 1 (5)

33	DAYCH	2004	U16		HEHIR Christian		HEM	DSQ	* 21.40	DSQ	Gate 18	
42	26233	1970	MAS		HARDEN Edgar		NOR	DSQ	* 19.75	DSQ	Gate 15	
45	24442	2007	U14		CORNICK Adam		CHT	DSQ	DSQ		Gate 15	
48	DAYSF	2002	U18		FISKE Samuel		NOR	DSQ	* 15.32	* 15.02	Gate 18	
51	DAYFB	2006	U14		BROWNE Freddie		NOR	DSQ	* 18.12	* 17.75	Gate 13	

Disqualified - Run 2 (2)

36	DAYST	1964	MAS		THOMSON Stewart		VIK	* 15.75	DSQ	* 15.53	Gate 18	
45	24442	2007	U14		CORNICK Adam		CHT	DSQ	DSQ		Gate 13	

Did Not Start - Run 3 (1)

37	24073	2007	U14		WOOD George		VIK	DNF	* 16.98	DNS		
----	-------	------	-----	--	-------------	---	-----	-----	---------	-----	--	--

Disqualified - Run 3 (5)

19	22363	2006	U14		BROWN Ben		BRO	DNF	* 14.97	DSQ	Gate 18	
25	24227	2006	U14		HADINGHAM Alex		NOR	15.55	* 15.08	DSQ	Gate 18	
33	DAYCH	2004	U16		HEHIR Christian		HEM	DSQ	* 21.40	DSQ	Gate 15	
42	26233	1970	MAS		HARDEN Edgar		NOR	DSQ	* 19.75	DSQ	Gate 18	
43	DAYSC	2006	U14		COZENS Samual		NOR	17.16	* 16.73	DSQ	Gate 18	

Technical Delegate



Norfolk Club National 2019
Norfolk Snowsports Club
Special Slalom - Male
Penalty calculation

Rank	Bib.	RegNo	Name	Year	====	Points	Best 5	Race points
Best 10 at finish								
1	3	20262	CASE Toby	2002		0.90	0.90	0.00
2	8	20640	FENELEY Jack	2002		36.64	36.64	29.17
3	4	21823	TUBBS Charlie	2003		50.59	-	-
4	5	20884	THOMPSON Joseph	2003		44.93	44.93	33.41
5	9	19638	GASKIN Sam	2000		62.21	-	-
6	13	45058	PRICE Joshua	2001		47.33	-	-
7	6	19420	WITTS Callum	1998		11.29	11.29	40.21
8	10	19713	BOTY Harry	1997		76.53	-	-
9	7	21723	HOWE Charlie	2000		46.08	46.08	51.82
10	1	23185	STEWART Oliver	2000		58.59	-	-

Best 5 at start

1	3	20262	CASE Toby	2002		0.90		
7	6	19420	WITTS Callum	1998		11.29		
2	8	20640	FENELEY Jack	2002		36.64		
4	5	20884	THOMPSON Joseph	2003		44.93		
9	7	21723	HOWE Charlie	2000		46.08		

(DNF: Did Not Finish, DSQ: Disqualified)

TOTAL

(B) List points of best 5 at start	139.84	
(A) List points of the best 5 to finish in top 10		139.84
(C) Race points of corresponding competitors		154.61
Calculated penalty (A + B - C) = 125.07 / 10	12.51	
Correction value (Z)	0.00	
Category adder	0.00	
Applied penalty	12.51	

Technical Delegate